

Jolly Learning

CATALOGUE 2011



Leading the teaching of literacy and music in the classroom



NEW!
Jolly Music
Level 2



NEW!
Classroom
Kit



NEW!
Pupil
Books



It's easy, it's enjoyable and it really works!

Teaching literacy skills in the first three years at school

Jolly Phonics is a fun and child-centred approach to teaching literacy. With actions for each of the 42 letter sounds, the multi-sensory method is very motivating for children and teachers, who can see their students achieve. The letter sounds are split into seven groups as follows:

1. s a t i p n
2. c k e h r m d
3. g o u l f b
4. ai j oa ie ee or
5. z w ng v oo oo
6. y x ch sh th th
7. qu ou oi ue er ar



LETTER SOUND ORDER

The sounds are taught in a specific order (not alphabetically). The first group has been chosen because they make more simple three-letter words than any other six letters. This enables children to begin building words as early as possible.



Complemented by Jolly Readers and Jolly Grammar, it provides a thorough foundation for teaching literacy over three years in school.

Motivation

With fun actions for each letter sound, the multi-sensory teaching is very motivating for children. The work is achievable and progress is fast.



Achievement

After one year, children's average reading age can be 12 months ahead of their actual age. Their writing can be even further ahead.



Timescale

For whole-class use in the first year of learning to read and write. The early weeks focus on learning the letter sounds and their use in reading and writing.



i

Pretend to be a mouse. Wiggle fingers like whiskers and squeak i, i.

How does Jolly Phonics work?



Using a synthetic phonics approach, Jolly Phonics teaches children the five key skills for reading and writing.

- 1 Learning the letter sounds**
Children are taught the 42 main letter sounds. This includes alphabet sounds as well as digraphs such as sh, th, ai and ue.
- 2 Learning letter formation**
Using different multi-sensory methods, children learn how to form and write the letters.

- 3 Blending**
Children are taught how to blend the sounds together to read and write new words.
- 4 Identifying the sounds in words**
Listening for the sounds in words gives children the best start for improving spelling.
- 5 Tricky words**
Tricky words have irregular spellings and children learn these separately.



Writing samples from a school class.



Ability Range

Jolly Phonics is effective across the ability range. Boys can do as well as girls, while those with English as a second language can do as well as children who have it as their first. The proportion of children needing remedial help is very much lower. By learning the key essential phonics skills rapidly, the children gain confidence, become fluent readers exploring different text types and produce more independent writing earlier. As children continue to build on their knowledge they are able to move onto more creative writing tasks and further develop their reading, spelling and comprehension abilities.

Jolly Phonics Starter Kit

Everything a teacher needs to get started with Jolly Phonics

The *Jolly Phonics Starter Kit* is designed specifically for classroom teachers who are teaching children in their first year of school. All the items are contained in a bright carrying case for neat and easy storage. Size 70cm x 50cm.

Jolly Phonics Starter Kit ISBN 978 1 844140 93 0 JL938

Jolly Phonics DVD

Inky Mouse shows her friends Snake and Bee how to read and write with the help of 'Phonic', an old computer. The DVD (over two hours long) covers all the letter sounds and the five basic skills for reading and writing. Bonus material includes a fun activity for children, the *Using Jolly Phonics* footage for adults and a section explaining the letter sounds of English. Also includes a spoken guide to the letter sounds. Suitable for class or home use.

DVD (PAL) ISBN 978 1 844140 70 1 JL709

Each item is also available separately



The Phonics Handbook

Introduces the 42 main letter sounds and provides practical advice and ideas that can be used. Part one of the Handbook provides a detailed guide to teaching the five key skills.

Part two of the Handbook includes over 100 photocopiable sheets, as well as activities and games that can be used in class and for homework. For example, word box sheets, missing sound sheets, letter clue pictures and reading games. 218 pages.


ISBN 978 1 870946 07 0 JL073



Jolly Phonics Letter Sound Strips

These handy reference strips can be used by each child in the class to help them remember the spelling of a sound for writing. The letter sounds are on one side and the alternative spellings of the vowels on the other. Pack of 30 identical strips.

ISBN 978 1 903619 10 0 JL106



Jolly Phonics Wall Frieze

The *Jolly Phonics Wall Frieze* shows all of the 42 letter sounds. The seven sections can be displayed individually or together to create a colourful display. Each section can also be cut up into individual letter sounds and used separately. Ideal for reinforcing the letter sounds. Total length: 9.33m/30' 6".

ISBN 978 1 870946 32 2 JL324



The Phonics Handbook (in print letters)

A version of *The Phonics Handbook* containing lettering in the traditional print letter format, without joining strokes. This item is only available separately and not as part of the Starter Kit. ISBN 978 1 844140 78 7 JL784



Jolly Phonics

Finger Phonics Big Books 1-7

These books enable teachers to introduce all 42 letter sounds to the whole class. Each 16-page book has a teacher's introduction as well as exercises that the class can do. Each set of the seven books comes with a wipe-clean plastic sheet that can be clipped on the page. This can be used by both teachers and children to write words and letters to complete the exercises.

ISBN 978 1 870946 94 0 JL944



Jolly Phonics Word Book

A handy teacher's resource providing useful lists of words made from the individual letter sounds and digraphs. Ideal for dictation and blending practice in class. In addition there are initial and final consonant blends, alternative vowel spellings and tricky words lists that can be used. 48 pages.

ISBN 978 1 870946 79 7 JL790

Jolly Phonics Cards

Four sets of flashcards suitable for whole-class use: Box 1 - 60 Letter sound flash cards covering the 42 letter sounds plus the alternative spellings of the vowel sounds.

Box 2 - 88 Regular word blending cards. Dots under each sound help children to blend the sounds into words.

Box 3 - 80 Alternative word blending cards with the alternative spelling of vowels. Dots under each sound also remind children that two letters can make one sound.

Box 4 - 72 Tricky word cards. Numbered in recommended teaching order.



ISBN 978 1 903619 04 9 JL041

Jolly Phonics Alternative Spelling and Alphabet Posters

A pack of two colourful single posters.

The *Alternative Spelling Poster* shows the different spellings of nine of the vowels with sample words and illustrations. For ai, for example, it also shows ay as in day, and a-e as in snake.


The *Alphabet Poster* shows the 26 letters in alphabetical order. It shows each letter with arrows to indicate correct formation. The letters are arranged in four colour groups, which correspond to the *Jolly Dictionary*. This is ideal for teaching children the skills needed for looking up words. Poster size (each): 84cm/33" high x 59cm/23" wide.

ISBN 978 1 903619 12 4 JL122



Jolly Phonics Tricky Word Wall Flowers

Create an attractive display teaching and reinforcing the 72 tricky words. As each tricky word is taught it can be placed around the tricky word hat. There are six sets, each with 12 tricky word flowers (13.5cm/5" across). Each of the six sets comes in a different colour to help children identify the word they want, when the flowers are displayed on a wall.



ISBN 978 1 903619 11 7 JL114

Jolly Phonics Classroom Kit

The *Jolly Phonics Classroom Kit* contains a comprehensive set of classroom resources for teachers to use with their class. It provides resources for teaching children to read and write from learning the letter sounds, alternative spellings and tricky words and decodable reading books. All the items are contained in a bright case for neat and easy storage.

Jolly Phonics Classroom Kit ISBN 978 1 84414 259 0 JL590



Getting started

The *Phonics Handbook* is the place to start. It covers all the 42 letter sounds introduced in *Jolly Phonics*. Each letter sound is introduced with a story and action. Suitable words are provided for dictation and blending activities. Photocopiable sheets enable the teacher to give each child sheets which reinforce the lesson. The *Jolly Phonics Word Book* and *Jolly Phonics Cards* can be used for further blending and dictation, while the *Jolly Phonics Letter Sound Strips*, which can be handed to each child, provide a useful reminder of the letter sounds and alternative spellings of the vowels (see pages 6-7 for more detail on each product).

Make additional class resources

The *Jolly Phonics Resources CD* is a compilation of resources, enabling the teacher to create additional classroom materials from flash cards to worksheets (see page 14 for more information).




new!



Fun for all the class

The *Jolly Phonics DVD* (see page 6 for more detail) supports the teaching in an engaging way and also provides some useful footage for the teacher on the principles of *Jolly Phonics*. The children will also enjoy practising their letter sounds with the *Jolly Jingles* and *Jolly Songs*, each providing a different tune/song for each sound (see pages 14-15 for more detail on each).

Finger Phonics book 1



The kit also contains *Finger Phonics books*, which come in two series: the *Big Books* (see page 6 for more detail) for the teacher to use with the whole class and board books which the children can use on their own. The *Jolly Phonics Puppets* and *Tricky Word Hat* can be used in conjunction with any of the materials (see pages 14-15 for more detail on each).

A comprehensive Jolly Phonics Kit for teachers to use with their class

Jolly Phonics



All these resources in a single box!

Items in the kit include

- The Phonics Handbook ISBN 978 1 870946 07 0 JL073
 - Jolly Phonics DVD ISBN 978 1 844140 70 1 JL709
 - Jolly Phonics Word Book ISBN 978 1 870946 79 7 JL790
 - Jolly Phonics Big Books, set of books 1-7 ISBN 978 1 870946 94 0 JL944
 - Jolly Phonics Letter Sound Strips ISBN 978 1 903619 10 0 JL106
 - Jolly Phonics Cards ISBN 978 1 903619 04 9 JL041
 - Jolly Phonics Alternative & Alphabet Posters ISBN 978 1 903619 12 4 JL122
 - Jolly Phonics Tricky Word Wall Flowers ISBN 978 1 903619 11 7 JL114
 - Jolly Phonics Wall Frieze ISBN 978 1 870946 32 2 JL324
 - Jolly Phonics Puppets ISBN 978 1 870946 20 9 JL200
 - Jolly Phonics Tricky Word Hat ISBN 978 1 844141 09 8 JL098
 - Finger Phonics set of books 1-7 ISBN 978 1 870946 31 5 JL316
 - Jolly Phonics Resources CD ISBN 978 1 844141 42 5 JL42X
 - Jolly Jingles (Big book and CD) ISBN 978 1 870946 22 3 JL227
 - Jolly Songs (A4 book and CD) ISBN 978 1 844140 69 5 JL695
 - Read & See Pack 1 (all 12 titles) ISBN 978 1 903619 24 7 JL246
 - Read & See Pack 2 (all 12 titles) ISBN 978 1 903619 40 7 JL408
 - Jolly Readers, Level 1, Complete Set (all 18 titles) ISBN 978 1 844140 75 6 JL75X
 - Jolly Readers, Level 2, Complete Set (all 18 titles) ISBN 978 1 844140 91 6 JL911
 - Jolly Readers, Level 3, Complete Set (all 18 titles) ISBN 978 1 844140 90 9 JL903
 - Jolly Readers, Level 4, Complete Set (all 18 titles) ISBN 978 1 844140 97 8 JL970
- Plus FREE PowerPoint presentation CD and 30 Guides - ideal to give to parents
- Each item is also available separately

Create colourful Jolly Phonics displays around the class

As the children learn each letter sound, tricky words and alternative spellings, the *Jolly Phonics Wall Frieze*, *Alternative & Alphabet Posters* and *Tricky Word Wall Flowers* can be placed around the classroom to provide a colourful reminder at all times (see pages 6-7 for more detail on each product).

The best start in reading books

96 decodable reading books are also included in the kit and these can be used as soon as children have learnt their letter sounds. The *Read and See* and *Jolly Readers* provide the children with interesting storybooks to explore. Controlled vocabulary enables children to read words from their letter sound knowledge (see pages 18-19 for detailed information).



	Books per pack	Pages per book	Tricky Words per book	Alternative Spellings per book	Sentences per page
Level 4	18	16	61	18	4
Level 3	18	16	40	5	4
Level 2	18	12	20	0	2
Level 1	18	8	11	0	1
Read & See Pack 1&2	24	8	0	0	1 Word per page

Jolly Phonics for the Whiteboard

View demo at
www.jollylearning.co.uk



Ideal for whole class teaching of Jolly Phonics

The software enables teachers to introduce all 42 letter sounds to the whole class, as well as alternative spellings, tricky words and activities for reading and handwriting practice through an interactive whiteboard. Daily lessons can be delivered in a fun and engaging way to children, using a wide variety of activities. The software is divided into 3 main steps, providing all the resources a teacher requires at the touch of a button, making the programme fun and easy to use.



ISBN 978 1 844140 95 4 JL954 (in precursive letters) Site Licence
ISBN 978 1 844140 86 2 JL865 (in print letters) Site Licence

Version 2

- Easier installation
(on all PC/Mac operating systems)
- Network installable



Extensive teacher's resources at the touch of a button

Every flipchart has a pair of toolbars. The main toolbar runs along the bottom of the chart and can be used by the teacher and children to access activities for a particular letter sound or topic. The teacher's toolbar is in the top right corner and offers the teacher step-by-step guidance and support.

Play the Jolly Songs

Story option

Listen to the Jolly Jingles

Jolly Phonics action

Special Effects - gives teacher's the option of spotlight and blind tools to focus on certain areas of the screen

Reset- clears contents of screen

Print- this allows the current page selected or all the pages in a flipchart to be printed

Teacher's Help - gives step-by-step guidance, viewed on screen or can be printed off for reference

- Suitable for use on all interactive whiteboards. Approved by Promethean and Smart
- Software will run on both PC and Mac
- Full and extensive year's programme for teaching Jolly Phonics
- Ideal for use with children aged 4-6 years
- Structured daily sessions, complete with teacher's notes that can be viewed or printed
- Interactive lessons with lots of blending, spelling and writing practice, ideal for whole class use or for children to complete on the whiteboard
- Audio option for hearing the letter sounds, Jolly Jingles and Jolly Songs and story option
- Extensive selection of worksheets, templates and games that can be printed and used in class to reinforce teaching. These can also be given as homework

PC Minimum System Requirements: Windows®: Windows XP, Vista and 7
User with Administrator/Privileged Access Rights for installation, 450MB free hard-disk space, Intel PIII 1GHz or equivalent, 256MB RAM, SVGA graphics (800 x 600 at 16-bit), CD-ROM drive, sound card.

Mac Minimum System Requirements: (Intel-based): Mac OS X 10.3.9-10.6.x
User with Administrator/Privileged Access Rights for installation, 400MB free hard-disk space for typical install, 256MB RAM, SVGA graphics (800 x 600 at 16-bit), CD-ROM drive, sound card.



Step 1 - Introduce

Provides daily flipcharts, each introducing a letter sound as well as revision of letter sounds already taught. So for example, if the letter sound /t/ is being taught the flipchart will provide revision of the previous sounds /s/ and /a/ which will have been taught. By the end of Step 1, children should know all the 42 main letter sounds and the first set of tricky words. This will enable children to blend them together to read and write simple words.

Tricky Words in Step 1: I, he, she, be, to, do, the, me, we, was, are, all






Step 2 - Build

Builds on the teaching in Step 1. It provides 12 weekly units, and follows a similar format of daily revision and consolidation, along with extension topics for the week. These include additional tricky words and the alternative ways of writing the vowel sounds as well as alphabet work.

Step 3 - Consolidate


With a further 12 weekly units, Step 3 aims to consolidate the learning in Steps 1 and 2. New tricky words are introduced, as well as spelling patterns plus short and long vowels.



Topics covered in Step 2 and Step 3

Step/Unit	Alternatives	Handwriting / Read, Write & Revise	Tricky Words
2.1	y as /ee/	SATIPN	you, your
2.2	short vowels	CKEHRMD	come, some
2.3	ck	GOULFB	said, here, there
2.4	double letters	J	they
2.5	long vowels	ZWV	go, no, so
2.6	and magic e	YXQ	my, one, by
2.7	ay, oy	all capitals	only, old
2.8	ea	b and d	like, have
2.9	y, igh	r, n, m, h	live, give
2.10	ow	c, a, d, o, g, q	little, down
2.11	ir, ur	b, d, h, k, l, t	what, when, why
2.12	ew	tails under the line	where, who, which
3.1	ph as /f/	ABCDE	any, many
3.2	soft c	FGHI	more, before
3.3	soft g	JKLM	other, were
3.4	ai, ay, a_e	NOPQRS	because, want
3.5	ee, ea, e_e	TUVWXYZ	saw, put
3.6	ie, igh, y, i_e	oa, ng	could, should, would
3.7	oa, ow, o_e	oo, or	right, two, four, goes
3.8	ue, ew, u_e	ie, ee, ue	does, made, their
3.9	ou, ow	sh, ch, th	once, upon, always
3.10	oi, oy	er, ar, ai	also, of, eight
3.11	er, ir, ur	oi, ou	love, cover, after
3.12	ear, air, are	all digraphs	every, mother, father

Jolly Phonics Games CD



Fun games for children to practice their phonic skills

Enter the interactive world of Inky Mouse and her friends as they practice all of the five skills in *Jolly Phonics*. With 20 fun activities to explore, children will be able to practice and revise their own knowledge.

- Suitable for use on PC or Mac
- Ideal for children to use on their own with minimum or no supervision from an adult
- Clear instructions guide the child through the activities
- Ideal for use with children aged 3 years and above


ISBN 978 1 844140 82 4 JL822 Single User
ISBN 978 1 844140 83 1 JL830 Site Licence

Select the right level

Easy - Suitable for a child who is just starting to learn to read and write.

Medium - Aimed at a child who has learned most letter sounds and can read and write simple regular words.

Hard - Designed for a child who knows all the letter sounds, can read and write longer regular words, and who is learning the alternative spellings of vowels.



NEW Version 3

- Easier installation (on all PC/Mac operating systems)
- Site Licence is network installable
- Site Licence allows any user login on each computer

Games children can choose from...

The main menu features Inky's home where all games can be accessed. There are seven zones, each with games in them. By clicking on each of these, children will be taken through a number of fun and enjoyable games.



Clouds and Rain

- **Raindrops**, will ask the child to listen and identify blends in words.
- **Snowflakes**, will offer the child spelling practice with blends.

Vowel Forest

- **Squirrel Short Vowel** game will help the child identify short vowels.
- **Which Alternative?** game helps with recognising the correct alternative spelling of vowels.

Phonic

The place to start exploring!

- **Letter Sounds Game** is the perfect way to revise all the 42 letter sounds and their associated actions.
- **Jiglets and Picture Puzzles** are two different games, which are ideal for practising spelling by identifying the sounds within the words.

Park

- **Pond, Butterfly Matching** and **Snail Pairs** will help with reading written letters and words.
- **Rookery** develops the skill of hearing letter sounds in words.
- **Frogograms** offer help with spelling words.



Tricky Words

- **Reading Tricky Words**, can help to revise tricky words.
- **Spelling Tricky Words**, will allow a child to practice spelling.

Honey Pot

- **Writing Letters** for practising letter formation.
- **The Sound and Hive**, helps to identify a letter sound in the word.
- **What's the Word** will ask the child to blend sounds together to say a word.

Ants

- **Ant Letters** helps with recognising a spoken letter sound.
- **Word and Picture Matching** helps with reading written words.
- **Ant Maze** helps with spelling a spoken word.

Minimum System Requirements:

PC: Windows® 98, XP, Vista or 7. 633mhz cpu, 128mb ram, 300mb Hard Disk space, 4x CD-ROM drive.

Mac: OS X 10.5, Power PC® G5 or Intel® processor, 128mb ram, 300mb Hard Disk space, 8x CD-ROM drive.




Jolly Phonics Pupil and Teacher's Books



Daily lessons for each child to work through

The *Jolly Phonics Pupil Books* (each A4 book, 21cm x29.7cm), cover all the five skills for reading and writing. Children are able to work through each book and complete a wide variety of engaging activities, which develop key literacy skills. The teacher is able to support and guide the children through the books with the *Jolly Phonics Teacher's Book*. These books can be given to each child in the class and provide daily lessons to be completed and are available as a class set or separately.

Jolly Phonics Pupil and Teacher's Books - Colour editions (in precursive letters)



Jolly Phonics Pupil Book 1 - covers all the 42 letter sounds, with the *Jolly Phonics* action, letter formation, listening for letter sounds in words, blending activities and the first set of tricky words. 48 pages.

Jolly Phonics Pupil Book 1 (Colour) ISBN 978 1 844141 67 8 JL675

Jolly Phonics Pupil Book 2 - continues to build on the skills that the children have been taught in book 1. It introduces more tricky words, alternative letter sound spellings and basic sentence structure to encourage independent writing. 48 pages.

Jolly Phonics Pupil Book 2 (Colour) ISBN 978 1 844141 68 5 JL683



Jolly Phonics Pupil Book 3 - contains further activities to consolidate the learning in books 1 & 2, as well as new spelling patterns, tricky words plus short and long vowels. 48 pages.

Jolly Phonics Pupil Book 3 (Colour) ISBN 978 1 844141 69 2 JL691

Jolly Phonics Teacher's Book - this accompanies books 1, 2 & 3. It provides daily guidance for each of the corresponding pages in *Pupil Books 1, 2 & 3*. 192 pages.

Jolly Phonics Teacher's Book (Colour) ISBN 978 1844141 66 1 JL667

Also available as a class set.

Jolly Phonics Class Set (Colour) (contains 30 copies of Pupil Book 1, 2 & 3 plus Free Teacher's Book)

ISBN 978 1 84414175 3 JL756


Jolly Phonics Pupil and Teacher's Books - Colour editions in print letters - available March 2011

- Jolly Phonics Pupil Book 1 in print letters (Colour)
- Jolly Phonics Pupil Book 2 in print letters (Colour)
- Jolly Phonics Pupil Book 3 in print letters (Colour)
- Jolly Phonics Teacher's Book in print letters (Colour)
- Jolly Phonics Class Set in print letters (Colour)
- (contains 30 copies of Pupil Book 1, 2 & 3 plus Free Teacher's Book)

- ISBN 978 1 844141 76 0 JL764
- ISBN 978 1 844141 77 7 JL772
- ISBN 978 1 844141 78 0 JL780
- ISBN 978 1 844141 79 1 JL799
- ISBN 978 1 844141 80 7 JL802

More great Jolly Phonics ideas for your classroom....

Jolly Phonics Pupil and Teacher's Books - Black & White editions (with soft covers)



Jolly Phonics Pupil Book 1 - covers all the 42 letter sounds, with the *Jolly Phonics* action, letter formation, listening for letter sounds in words, blending activities and the first set of tricky words. 48 pages.

Jolly Phonics Pupil Book 1 (B&W) ISBN 978 1 844141 62 3 JL624

Jolly Phonics Pupil Book 2 - continues to build on the skills that the children have been taught in book 1. It introduces more tricky words, alternative letter sound spellings and basic sentence structure to encourage independent writing. 48 pages.

Jolly Phonics Pupil Book 2 (B&W) ISBN 978 1 844141 63 0 JL632

Jolly Phonics Teacher's Book - this accompanies books 1 & 2. It provides daily guidance for each of the corresponding pages in *Pupil Books 1 & 2*. 72 pages.

Jolly Phonics Teacher's Book (B&W) ISBN 978 1844141 61 6 JL616



Jolly Jingles

A fun and interactive way for children to revise the sounds in the classroom. A big book of 42 short songs



for each sound showing the letter sound, action and tune. Accompanied by a CD with children from Canada singing the songs. The Jingles can also be read by children to develop their reading skills. 40 pages.

ISBN 978 1 870946 22 3 JL227



Jolly Phonics Magnetic Letters

A tub of 106 lower case magnetic letters. Consonants are in red and vowels are in blue. Tub contains 2 each of the 42 letter sounds, 4 each of the vowels, a, e, i and o, 6 each of m and d. Both c and k and q and qu are included. Y is included both in red and blue (as both consonant and vowel).

ISBN 978 1 844141 72 2 JL721

Tricky Word Hat

Designed for use in classroom activities, there is a slightly elasticated rim to the hat so that it can be worn by children of different head sizes, and the teacher. Includes a bag of 72 small velcro pads for attaching tricky words (tricky words not included). See pages 6/7.

ISBN 978 1 844141 09 8 JL098



Jolly Phonics Puppets

The main characters in *Jolly Phonics* come to life as these full-size hand puppets. Made of soft, plush material, the puppets are very popular with children.

Set of 3 puppets
ISBN 978 1 870946 20 9 JL200



Jolly Phonics Resources CD

A comprehensive compilation of *Jolly Phonics Resources*, enabling teachers to create their own classroom materials.

- *Jolly Phonics* action sound pictures
- Extensive templates for different activities
- Reward stickers and certificates
- Specific templates for speech therapists to use
- Word bank and dictation sentences
- Colour and black & white images
- Sassoon letters and letter formation practice sheets
- Posters of lower and upper case letters
- Tricky words and the vowel forest

ISBN 978 1 844141 42 5 JL42X



Stencilets

Stencilets let young children draw a picture and write a word. It helps with their pencil control and letter formation. Made from durable, washable plastic they can be folded and clipped shut to hold the paper in place. Pack of 8.

ISBN 978 1 870946 35 3 JL359



Finger Phonics books 1-7



Each of these 14-page board books deals with one group of letter sounds. A fun action is given for every letter sound. Cut-out letters on each page show children's fingers the correct formation for every letter. Also included at the end of each book are a number of activities that children can complete to reinforce their letter sound skills.

Book 1 s, a, t, i, p, n

ISBN 978 1 870946 24 7 JL243

Book 2 c, k, e, h, r, m, d

ISBN 978 1 870946 25 4 JL251

Book 3 g, o, u, l, f, b

ISBN 978 1 870946 26 1 JL26X

Book 4 ai, j, oa, ie, ee, or

ISBN 978 1 870946 27 8 JL278

Book 5 z, w, ng, v, oo, oo

ISBN 978 1 870946 28 5 JL286

Book 6 y, x, ch, sh, th, th

ISBN 978 1 870946 29 2 JL294

Book 7 qu, ou, oi, ue, er, ar

ISBN 978 1 870946 30 8 JL308

Books 1-7


ISBN 978 1 870946 31 5 JL316

Fun actions are used to help children remember their sounds.

Jolly Phonics

Ask children to listen for the letter sound in the words.

Cut-out letters enable children to feel and form each letter correctly




Finger Phonics book 1



Jolly Phonics Workbooks 1-7

These 24-page workbooks are a fun way for children to put their skills into practice. The first books have simple letter recognition, while later books introduce joined-up (cursive) writing and the alternative spellings of the vowels. Strategies for tricky spellings and challenging puzzles for developing phonic skills are also provided. Each book also contains a checklist which can be used to assess progress. Ages 4+.



Jolly Phonics Workbook 5

Jolly Phonics Workbook 3

Workbook 1 s, a, t, i, p, n

ISBN 978 1 870946 51 3 JL510

Workbook 2 c, k, e, h, r, m, d

ISBN 978 1 870946 52 0 JL529

Workbook 3 g, o, u, l, f, b

ISBN 978 1 870946 53 7 JL537

Workbook 4 ai, j, oa, ie, ee, or

ISBN 978 1 870946 54 4 JL545

Workbook 5 z, w, ng, v, oo, oo

ISBN 978 1 870946 55 1 JL553

Workbook 6 y, x, ch, sh, th, th

ISBN 978 1 870946 56 8, JL561

Workbook 7 qu, ou, oi, ue, er, ar

ISBN 978 1 870946 57 5 JL57X

Workbooks 1-7

ISBN 978 1 870946 50 6 JL502

Jolly Songs

A collection of songs set to popular tunes for each of the 42 letter sounds. These songs are sung by children (in British English) on the audio CD. Perfect for use at home, one-to-one teaching or small groups. Also includes a spoken guide to all 42 letter sounds and alternative vowels. Games and activities are included in the 24 page A4 book.

ISBN 978 1 844140 69 5 JL695



Jolly Phonics Letter Sound Poster

A single sheet poster (84cm/33" high x 59cm/23" wide) of the 42 letter sounds. Arranged in the seven groups, each letter sound has an illustration that prompts the Jolly Phonics action and the sound. Also useful for revision in older classes.

ISBN 978 1 870946 23 0 JL235

My Jolly Phonics

Nurturing literacy skills at home

Parents often want to support and encourage their child in learning to read and write. The *My Jolly Phonics* kit is an extensive range of Jolly Phonics materials that have been carefully developed to be used in the home and in particular with children who are at the early stages of reading and writing. The kit is packed full of multi-sensory resources enabling the child to explore and learn in a fun and enjoyable way. All items are contained within a bright canvas case which the child is able to carry. There is even a slot on the case to add a picture of the child and if you open Snake's mouth at the side of the case there are also a set of triangular grip pencils and an eraser. Ages 3+. ISBN 978 1 844141 73 9 JL73X



new!



Items in the kit include

Jolly Phonics Activity Books 1-7
ISBN 978 1 844141 60 9 JL608
(see page 17 for more information)

Jolly Phonics DVD
ISBN 978 1 844140 70 1 JL709
(see page 6 for more information)

Jolly Phonics Games CD (Single User)
ISBN 978 1 844140 82 4 JL822
(see page 12 for more information)

Jolly Songs (A4 book and CD)
ISBN 978 1 844140 69 5 JL695
(see page 15 for more information)

Jolly Stories
ISBN 978 1 844140 80 0 JL806
(see page 17 for more information)

Jolly Phonics Letter Sound Poster
ISBN 978 1 870946 23 0 JL235
(see page 15 for more information)

Plus FREE triangular grip pencils and eraser
Open Snake's mouth at side of case to find red, yellow, green, blue and graphite pencils plus eraser.

Where do I start?

Not all of the items in the kit are used to begin with. Items like the *Jolly Phonics Activity Books* and *Jolly Phonics Games CD* can be used later as the child progresses.

Jolly Stories

To start with *Jolly Stories* can be used. These can be read to the child and will introduce them to all 42 letter sounds, through a series of enchanting stories. There are also a number of activities on each page that can be completed with the child to encourage listening and blending of sounds.

Jolly Phonics DVD & Jolly Songs

Young children will enjoy watching the adventures of Inky Mouse and her friends as they learn to read and write in *The Jolly Phonics DVD*. It also includes a section for adults which gives useful information on Jolly Phonics. The *Jolly Songs* is a collection of tunes for each of the 42 letter sounds that provide practice at saying the sounds and is very popular with children and adults! It supports the letter sound knowledge covered in the *Jolly Stories* and *Jolly Phonics DVD*.

Jolly Phonics Letter Sound Poster

This can be placed around the home and shows all the letter sounds, each with a

reminder of the action, providing ideal revision.

Jolly Phonics Games CD

Contains 20 games which will help children practice and revise their phonic knowledge in a fun way. The games are available in different levels, enabling you to select the correct level for the child.

Jolly Phonics Activity Books

Children can be guided through the *Jolly Phonics Activity Books*, when blending and listening for sounds in words has developed, and the child has enough pencil control. These books provide hours of multi-sensory learning.

More Jolly Phonics items that are suitable for home use

Jolly Phonics Wall Frieze

See page 6 for more information

Stencilets

See page 14 for more information

Jolly Phonics Magnetic Letters

See page 14 for more information

Finger Phonics Phonics books 1-7

See page 15 for more information

Jolly Phonics Workbooks 1-7

See page 15 for more information

Jolly Readers

See pages 18-19 for more information









new!

Jolly Phonics
Activity Books 1-7

Jolly Phonics

At home



Let your child discover the letter sounds with Inky Mouse and her friends, through 7 fun-filled activity books. These 36 full colour page A4 books (including 2 pages of stickers) cover all of the 42 letter sounds. There is a story for each of the letter sounds as well as the letter sound action.

In addition each book contains a range of engaging activities including:

- Colouring • Handwriting practice
- Puzzles • Mazes • Games
- Craft activities • Word & picture matching
- Flashcards • Word lists

With clear, straightforward instructions children are taken through the fun activities with minimum adult supervision.

The Jolly Phonics Activity Books guide children through the early stages of reading and writing in a fun and enjoyable way, building confidence and gaining essential skills along the way. Ages 3+.

Jolly Phonics Activity Book 1, s, a, t, i, p, n

ISBN 978 1 844141 53 1 JL535

Jolly Phonics Activity Book 2 c k, e, h, r, m, d

ISBN 978 1 844141 54 8 JL543

Jolly Phonics Activity Book 3 g, o, u, l, f, b

ISBN 978 1 844141 55 5 JL551

Jolly Phonics Activity Book 4 ai, j, oa, ie, ee, or

ISBN 978 1 844141 56 2 JL56X

Jolly Phonics Activity Book 5 z, w, ng, v, oo, oo

ISBN 978 1 844141 57 9 JL578

Jolly Phonics Activity Book 6 y, x, ch, sh, th, th

ISBN 978 1 844141 58 6 JL586

Jolly Phonics Activity Book 7 qu, ou, oi, ue, er, ar

ISBN 978 1 844141 59 3 JL594

Jolly Phonics Activity Books 1-7

ISBN 978 1 844141 60 9 JL608

Jolly Phonics Activity Book 1

Nn

Listen to the audio, see Inky and Inky's friends and write the sound 'n'.

Which of these things begin with the sound 'n'?

Now you can do the action and say the sound!

Jolly Phonics Activity Book 3

FRUIT BOWL

Do you know the names of these fruits? Listen to the sound they begin with and write it underneath.

Letter Biscuits

100g soft butter
100g caster sugar
1 large egg
200g plain flour
1 tsp baking powder
1 tsp vanilla extract

1. Preheat the oven to 180°C or gas mark 4.
2. Cream the butter and sugar until it is soft and a pale cream colour.
3. Beat in the egg and add the vanilla extract.
4. Sift in the flour and baking powder, add the salt and mix it together.
5. Use your hands to form the dough into a ball. It is a bit sticky, and a little messy.
6. Wrap the dough ball in clingfilm and place in the fridge for an hour.
7. Roll the dough out on a floured surface.
8. Cut out the letter shapes and place them on a baking tray.
9. Bake for 8-10 mins.
10. Cool the biscuits.
11. Eat the biscuits when they are still warm.

Jolly Phonics Activity Book 4

Sticker Activity

Match the words on the stickers to the pictures in the leaves.

Falling Leaves

I Can Read!

jam	pain	meet	toad
jet	hail	speed	coat
job	paid	lie	for
jug	see	die	sort
jog	seed	goat	sport
jump	need	soap	pork
just	deep	oak	fort
junk	free	road	forty
sail	jeep	coat	more

Jolly Stories

Join the fun adventures of Inky Mouse and her friends. Follow them through seven stories as they learn the 42 letter sounds in this beautifully illustrated board book. A large letter is embossed on each spread, so that formation can be felt by little fingers. Each spread has a number of words for reading and for spelling, along with the Jolly Phonics action. 80 pages.

ISBN 978 1 844140 80 0 JL806



Bee lay down in the middle of the soft flower and looked up into the sky. She watched the clouds as they lazily drifted past above her. Then she noticed a cloud that looked like a huge face. "That must be the west wind," she laughed, "blowing all the little clouds along."

Bee blew at the clouds, too, pretending she was the wind - w, w, w. She rolled over and looked across the garden. The windmills that Zack and Jess had bought yesterday were spinning around. "I could stay here all day," buzzed Bee, happily, to herself.

Ww

win
wait
swim

twig
wheel
wood

Fun decodable reading books for children to enjoy!

These decodable books provide the best start for children when they start to read. At every stage the words are within reach of the children as they use their letter sound knowledge, and the tricky words already taught. The *Read and See* books use single regular words, while the


Jolly Readers start at Level 1 with short sentences. Within each level of the *Jolly Readers* there are three lively series, *Inky Mouse and Friends*, *General Fiction* and *Nonfiction*, each with six different books.

Read & See

All these books have regular words that can be read by sounding out and blending. Each book has pages with a single word and a picture of the word next to it, under a flap. The children read the word and then lift the flap to see if they are correct! These are ideal first books to send home for reading.



12 Books per pack
8 Pages per book
1 Word per page




Level 1

Level 1 features words that are spelled regularly, and can be sounded out with the 42 letter sounds first taught in *Jolly Phonics*.




6 Books per pack
8 Pages per book
11 Tricky Words per book
0 Alternative spellings per book
1 Sentence per page (approx.)




Level 2

In addition to the 42 letter sounds, Level 2 introduces /y/ used for the /ee/ sound at the end of words like funny.



6 Books per pack
12 Pages per book
20 Tricky Words per book
0 Alternative spellings per book
2 Sentences per page (approx.)




Level 3

Level 3 introduces the 'magic e' for spelling words with the long vowels, as in make, like, bone and tune. Further tricky words are introduced.



6 Books per pack
16 Pages per book
40 Tricky Words per book
5 Alternative spellings per book
4 Sentences per page (approx.)




Level 4

In Level 4 the stories are much longer, and introduce more tricky words. This Level covers all the *Jolly Phonics* alternative vowel spellings that are used to make words like 'day', 'seat', 'night', 'snow', 'few', 'girl', 'straw', 'boy' and 'scowl'.



6 Books per pack
16 Pages per book
61 Tricky Words per book
18 Alternative spellings per book
4 Sentences per page (approx.)



Ideal for ages 4-6

Jolly Readers

Tricky words are shown at the back of each book. Light type is used as a guide for those few letters that should not be sounded out, such as the /b/ in lamb.

Read and See (Pack 1, basic words)

ISBN 978 1 903619 24 7 JL246 (12 books)

Pack 1

- First Words
- Who's in the Box?
- I can
- ck words
- Double Trouble
- Eggs
- Under the Leaf
- My Body
- On the Road
- Fish
- At Sea
- Longer Words



Read and See (Pack 2, digraphs)


ISBN 978 1 903619 40 7 JL408 (12 books)

Pack 2

- ai Words
- oa Words
- ee Words
- or Words
- ng Words
- oo Words
- ch Words
- sh Words
- ou Words
- oi Words
- er Words
- ar Words




Level 1 Complete Set ISBN 978 1 844140 75 6 JL75X (18 books)




- Mud
- Inky
- Zack
- Snake
- Monster Footsteps
- Moat Farm

Level 1 Inky & Friends
ISBN 978 1 903619 47 6
JL475 (6 books)



- The Rocket
- Monsters
- The Pond
- Helping
- The Wind and the Sun
- Book Week

Level 1 General Fiction
ISBN 978 1 903619 60 5
JL602 (6 books)



- Star and Fish
- A Pig has Piglets
- A Shoal of Fish
- Slugs and Snails
- Foxes
- Insects


Level 1 Nonfiction
ISBN 978 1 903619 73 5
JL734 (6 books)

Level 2 Complete Set ISBN 978 1 844140 91 6 JL911 (18 books)




- Phonic
- Hetty
- Zack's Present
- Picnic
- Spots
- Looking for Snake

Level 2 Inky & Friends
ISBN 978 1 903619 86 5
JL866 (6 books)



- Monster Party
- Crabs
- Red Hen
- Swimming
- The Box
- Animal Chatter

Level 2 General Fiction
ISBN 978 1 903619 93 3
JL939 (6 books)



- Rainforests
- Cheese Stars
- Oil
- Lizards
- Shells
- Butterflies and Moths


Level 2 Nonfiction
ISBN 978 1 903619 39 1
JL394 (6 books)

Level 3 Complete Set ISBN 978 1 844140 90 9 JL903 (18 books)




- The Tree That Blinkled
- What's in the Box?
- The Old Red Tractor
- The Model Boat
- Wait and Seel
- The Bad-Tempered Goat

Level 3 Inky & Friends
ISBN 978 1 844140 08 4
JL083 (6 books)



- The 3 Billy Goats Gruff
- The Fox and the Stork
- The Outing
- The Little Merman
- The Cricket and the Ants
- Little Monsters

Level 3 General Fiction
ISBN 978 1 844140 15 2
JL156 (6 books)



- Snakes
- Deserts
- Captain Scott
- Underground
- Mushrooms
- Teeth

Level 3 Nonfiction
ISBN 978 1 844140 22 0
JL229 (6 books)




Level 4 Complete Set ISBN 978 1 844140 97 8 JL970 (18 books)




- The Bird House
- Daisy and Buttercup
- The New Kitten
- An Inter-Hive Match
- The Maize Maze
- Beach Rescue

Level 4 Inky & Friends
ISBN 978 1 844140 54 1
JL547 (6 books)



- The Enormous Turnip
- Rumpelstiltskin
- Puppets
- Many More Monsters
- The Pumpkin Party
- Town Mouse and Country Mouse

Level 4 General Fiction
ISBN 978 1 844140 61 9
JL61X (6 books)



- Soccer
- Mountains
- Henry Ford
- Sharks
- The Moon
- The Nile

Level 4 Nonfiction
ISBN 978 1 844140 68 8
JL687 (6 books)

Developing accuracy and expression in writing

Jolly Grammar is the next stage after *Jolly Phonics*. It teaches the structured side of literacy, so more than just grammar alone. *Jolly Grammar* teaches spelling rules, punctuation, parts of speech, dictionary use and the tenses past, present and future. It complements the literature and creative aspect of literacy. The teaching is active and multi sensory. It helps children to develop an understanding so that they use language more accurately and expressively. *Jolly Grammar* is designed for two years of teaching.



Adjectives colour: Blue

Action : Touch side
of temple with fist

Jolly Grammar uses colours and actions to help children identify parts of speech in sentences, for example verbs are red and nouns are black. Filled with great ideas and fun ways to remember some of the rules, *Jolly Grammar* provides teachers with a systematic approach to the teaching of language structure. It helps children bring diversity to their writing and improves spelling and punctuation.

The Grammar Handbooks 1 and 2

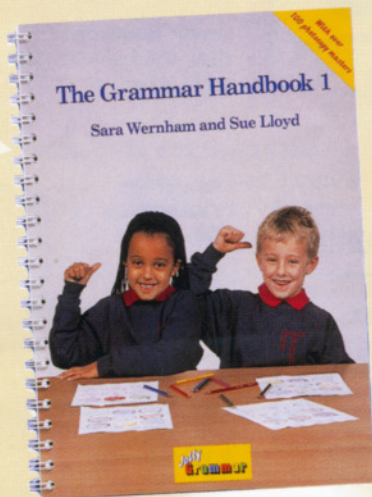
Are for the second and third year after a first year with *Jolly Phonics*. Each Grammar Handbook introduces grammar, spelling and punctuation over a 36 week period. They have a similar format to *The Phonics Handbook*, with photocopiable activities and also include actions for each area of grammar. Each handbook contains:

- Practical advice and ideas for teaching grammar
- 36 structured grammar lessons
- 36 spelling and punctuation lessons
- Photocopiable activities
- Fun actions for the grammar points
- 218 pages


The Grammar Handbook 1

The Grammar Handbook 1 follows on from *The Phonics Handbook* and features the following topics:

- revision and extension of *The Phonics Handbook*
- vowel digraphs
- alternative spellings of vowel sounds
- plural endings
- short vowels and consonant doubling
- tricky words • consonant blends
- nouns - proper/common/plurals
- personal pronouns • verbs
- conjugating verbs - present/past/future
- adjectives • adverbs
- a/an/the - when to use
- sentences - capital letters, full stops and speech marks
- parsing - identifying the parts of speech in sentences
- alphabetical order



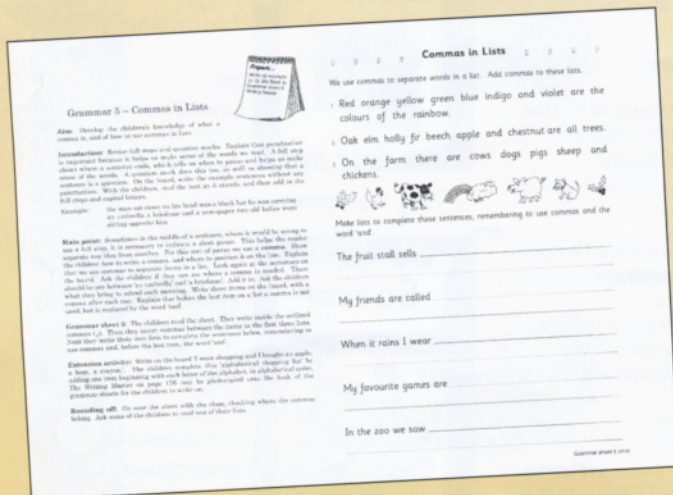
ISBN 978 1 870946 85 8 JL855




The Grammar Handbook 2

The Grammar Handbook 2 follows on from *The Grammar Handbook 1* and features the following topics:

- Continues to introduce new grammar elements
- new spelling patterns - ei, igh, ture
- silent letters - b, c, h, k, w
- syllables
- identifying the short vowels
- spelling rules - consonant doubling and adding suffixes
- tricky word families
- revision of elements covered in the *Grammar Handbook 1*
- further adjectives - possessive
- comparatives and superlatives
- prepositions • conjunctions
- dictionary & thesaurus skills work
- punctuation
- exclamation marks • apostrophes
- further sentence development



ISBN 978 1 870946 96 4 JL960




Jolly Grammar Big Books 1 and 2

Ideal accompaniments to The Grammar Handbooks, these 24-page big books are used to introduce rudiments of grammar to the whole class. They have a wipe-clean plastic sheet for the activities and handwriting practice. There are extensive introductions explaining how to use the big books and relating them to their respective Handbooks.

Jolly Grammar

Jolly Grammar Big Book 1



Pronouns

As you say "I am" point to yourself. Then act out each line of the poem.

I am standing, I am walking, I am sitting on the floor. I am reading, I am writing, I am learning more and more.

Repeat the verse using the other pronouns. Do the action for each of the pronouns.

I am You are He is She is It is We are You are They are

Pronouns are used instead of nouns.

The Jolly Grammar Big Book 1 is 24 pages and features the following topics:

- the alphabet • proper nouns
- common nouns
- short vowel sounds
- plurals • pronouns
- verbs • adjectives
- compound words • adverbs
- speech marks • parsing

ISBN 978 1 870946 97 1 JL979

Jolly Grammar Big Book 2



The Jolly Grammar Big Book 2 is 24 pages and features the following topics:

- commas • exclamation marks
- using a dictionary
- regular/irregular past tense
- conjugating verbs • parsing
- conjunctions • plurals - ies/s
- apostrophe 's' • prepositions
- comparatives and superlatives
- prefixes and suffixes

ISBN 978 1 903619 09 4 JL092

Commas in Lists

There are some penguins, goats and a giraffe in the zoo.



<p>Qq</p> <p>quack (quack) The sound made by a duck when it swims.</p> <p>quail (quail) One of four children who were born at the same time to the same mother.</p> <p>quail (quail) A small bird that people sometimes eat.</p> <p>qualification (quod) Qualifications are the tests that people must pass to get a job.</p> <p>quitting (quod) To stop doing something.</p> <p>quittingly (quod) To stop doing something in a way that shows you are angry.</p> <p>quittingly (quod) To stop doing something in a way that shows you are angry.</p> <p>quittingly (quod) To stop doing something in a way that shows you are angry.</p>	<p>quartz (quartz) A mineral that is used to make glass.</p> <p>quartz (quartz) A mineral that is used to make glass.</p> <p>quartz (quartz) A mineral that is used to make glass.</p> <p>quartz (quartz) A mineral that is used to make glass.</p> <p>quartz (quartz) A mineral that is used to make glass.</p> <p>quartz (quartz) A mineral that is used to make glass.</p> <p>quartz (quartz) A mineral that is used to make glass.</p>	<p>quartz (quartz) A mineral that is used to make glass.</p> <p>quartz (quartz) A mineral that is used to make glass.</p> <p>quartz (quartz) A mineral that is used to make glass.</p> <p>quartz (quartz) A mineral that is used to make glass.</p> <p>quartz (quartz) A mineral that is used to make glass.</p> <p>quartz (quartz) A mineral that is used to make glass.</p> <p>quartz (quartz) A mineral that is used to make glass.</p>	<p>quartz (quartz) A mineral that is used to make glass.</p> <p>quartz (quartz) A mineral that is used to make glass.</p> <p>quartz (quartz) A mineral that is used to make glass.</p> <p>quartz (quartz) A mineral that is used to make glass.</p> <p>quartz (quartz) A mineral that is used to make glass.</p> <p>quartz (quartz) A mineral that is used to make glass.</p> <p>quartz (quartz) A mineral that is used to make glass.</p>
--	---	---	---

Jolly Dictionary

Teaching children how to use a dictionary will improve reading and writing, and help them become independent learners. The award-winning Jolly Dictionary complements the Jolly Grammar books and is designed to teach children how to look up and understand words they don't know.

A unique Pronunciation Guide is given for each of the 6,000+ age-appropriate words. The definitions have been carefully written so that children find them easy to read and understand. The Jolly Dictionary is also beautifully illustrated throughout. 340 pages.

ISBN 978 1 844140 00 8 JL008
ISBN 978 1 844141 71 5 JL713 (hardback edition)

Helping any teacher teach music skills in a fun and effective way!



What is Jolly Music?

Jolly Music is based on the tried and tested principles of Hungarian composer and music educator Zoltán Kodály. Using this philosophy Cyrilla Rowsell and David Vinden, both experienced practitioners and teachers of the Kodály method, have developed the *Jolly Music* programme, a well-planned and structured music curriculum.

The approach is multi-sensory, with all the teaching done through singing. This enables children to become instant music makers without the need to learn how to play an instrument. Packed with fun games and activities teachers are able to deliver an enjoyable lesson to their class.




The Music Handbooks - The best start to teaching music skills

The *Music Handbooks* have been developed so that any teacher can teach music in their class, even those without any musical experience. These books offer step-by-step lesson plans as well as accompanying CDs for additional support, giving teachers the confidence to deliver an enjoyable music lesson to their class. Each level contains:



- 30 clear, structured and sequenced lesson plans
- Photocopiable child assessment record
- Resources section with songs, rhymes, actions and games
- Templates for craft and/or rhythm activities
- CDs containing all teaching and repertoire tracks




For the beginner music teacher:

- Well sequenced lesson plans
- Supporting teaching tracks on CD
- No music reading needed

For the experienced music teacher:

- Lesson plans based on Kodály principles
- Resources section allows flexible use
- Music notation provided




Beginners

- 144 pages
- 6 CDs
- Suitable for children aged 4-7 years
- Includes five rhymes and 24 songs
- Introduces the concepts of pulse, rhythm, pitch, loudness and speed

ISBN 978 1 844141 12 8 JL128


The songs are so catchy that the playground, the dining hall and even the toilets resound with them



Level 1

- 192 pages
- 7 CDs
- Suitable for children aged 5-8 years who have completed Beginners' Level
- Includes five new rhymes and 14 new songs as well as lots of old favourites
- Introduces the children to pitch names, pitch handsigns, rhythm names and notation

ISBN 978 1 844141 43 2 JL438



Level 2

- 208 pages
- 7 CDs
- Suitable for children aged 6-9 years who have completed Level 1
- Includes two new rhymes and 8 new songs as well as lots of old favourites
- Builds on work in earlier levels on the children to pitch names, pitch handsigns, rhythm names and notation

ISBN 978 1 844141 64 7 JL640

Jolly Music



Bell Horses

Bell horses, bell horses,
What time of day? (ding!)



Lesson 28

Summary:

- Children learn the rhyme of 'Bell Horses' and the song 'Bell Horses'.
- Children learn the pulse of the rhyme and the song.
- Children learn the actions for the rhyme and the song.
- Children learn the actions for the rhyme and the song.

Activities:

1. Sing the rhyme and the song.
2. Tap the pulse of the rhyme and the song.
3. Perform the actions for the rhyme and the song.

Burney Bee

Burney Bee, Burney Bee,
When will your wedding be.
If it be tomorrow day,
your wings and fly away.




CD 7, track 42

♪ Song

What a difference Jolly Music makes! It's a delight to see the children singing and tapping out beats, even those who are normally shy


Jolly Music Big Books - The perfect accompaniment to the handbooks

These full-colour big books, with integral fold-out stand, are suitable for whole class singing. Each rhyme or song includes pulse marks to guide the children in performance and pictures to remind them of the appropriate actions.




Beginners

Cyrilla Rowsell & David Vinden
Illustrated by Karen Lamb



Level 1

Cyrilla Rowsell & David Vinden
Illustrated by Karen Lamb



Level 2

Cyrilla Rowsell & David Vinden
Illustrated by Karen Lamb

Beginners

Containing the complete collection of 5 rhymes and 24 songs in a large easy-to-read format.

ISBN 978 1 844141 13 5 JL136

Level 1

Containing the complete collection of 7 rhymes and 29 songs in a large easy-to-read format.

ISBN 978 1 844141 44 9 JL446

Level 2

Containing the complete collection of 4 rhymes and 25 songs in a large easy-to-read format.

ISBN 978 1 844141 65 4 JL659

About the Authors

Cyrilla Rowsell

After 11 years as a primary teacher, Cyrilla specialised in music education and is now one of the most experienced practitioners of the Kodály approach in the UK. She is in great demand not only as a teacher, but also as a trainer and adviser to schools and education authorities. Currently Cyrilla teaches in a primary school and at the Guildhall School of Music and Drama in London.



David Vinden

After studying at the Royal Academy of Music and Royal Holloway College, David taught for six years before embarking on two years of study at the Kodály Institute in Hungary. On returning to the UK he worked at the Purcell School, becoming its director. He co-founded the Kodály Centre of London in 1992. He now lectures at the Guildhall School of Music & Drama and Trinity College of Music in London. He is in demand the world over as a leading Kodály exponent.



Jolly Learning Ltd

Tailours House
High Road, Chigwell
Essex, IG7 6DL, UK

Tel: +44 (0)20 8501 0405
Fax: +44 (0)20 8500 1696
Email: info@jollylearning.co.uk

www.jollylearning.co.uk

82 Winter Sport Lane,
Williston,
VT 05495, USA

Tel: 1 800 488 2665
Fax: (802) 864 7626
Email: jolly.orders@aidcvt.com